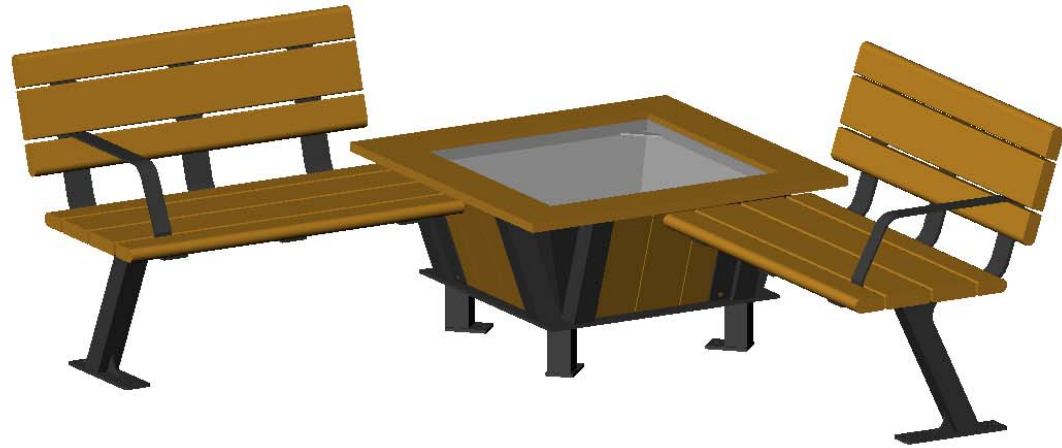
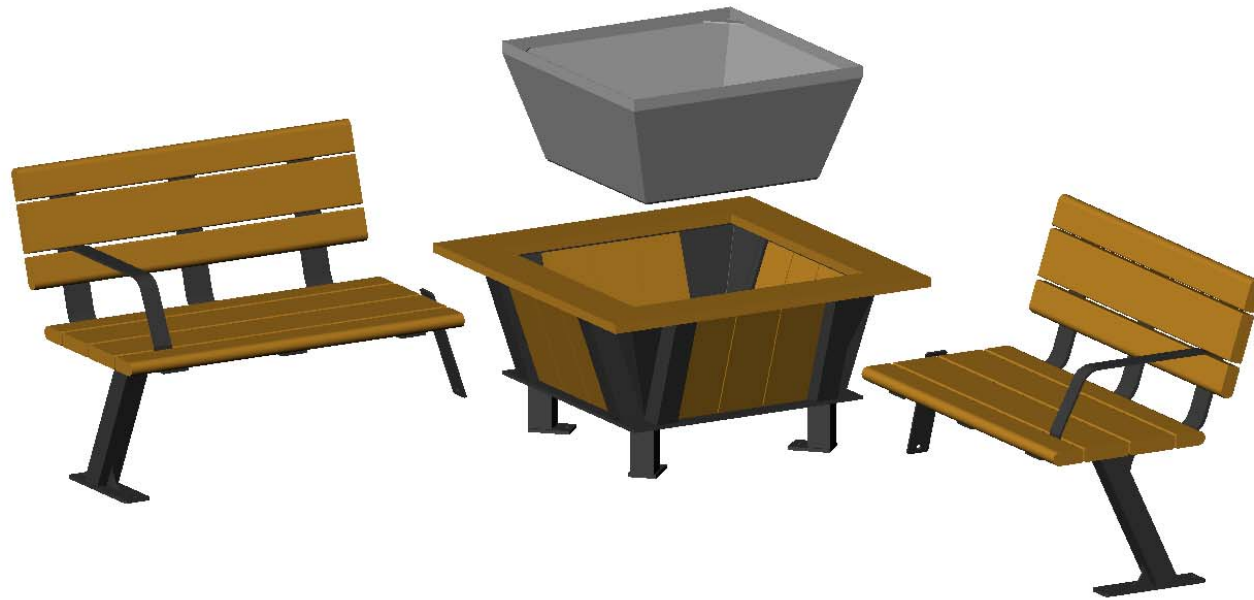


ASSEMBLED VIEW



EXPLODED VIEW



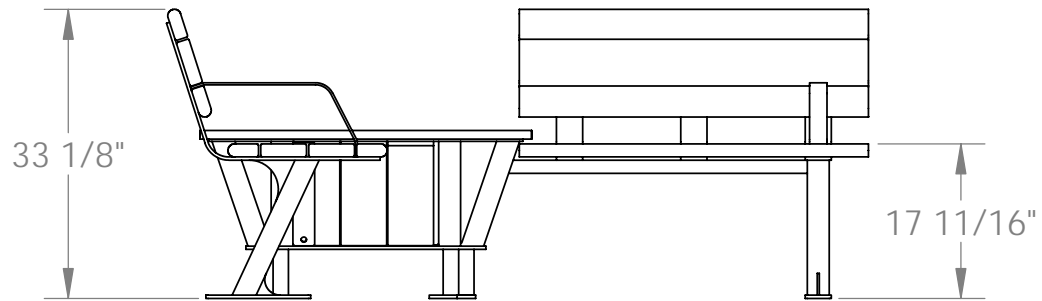
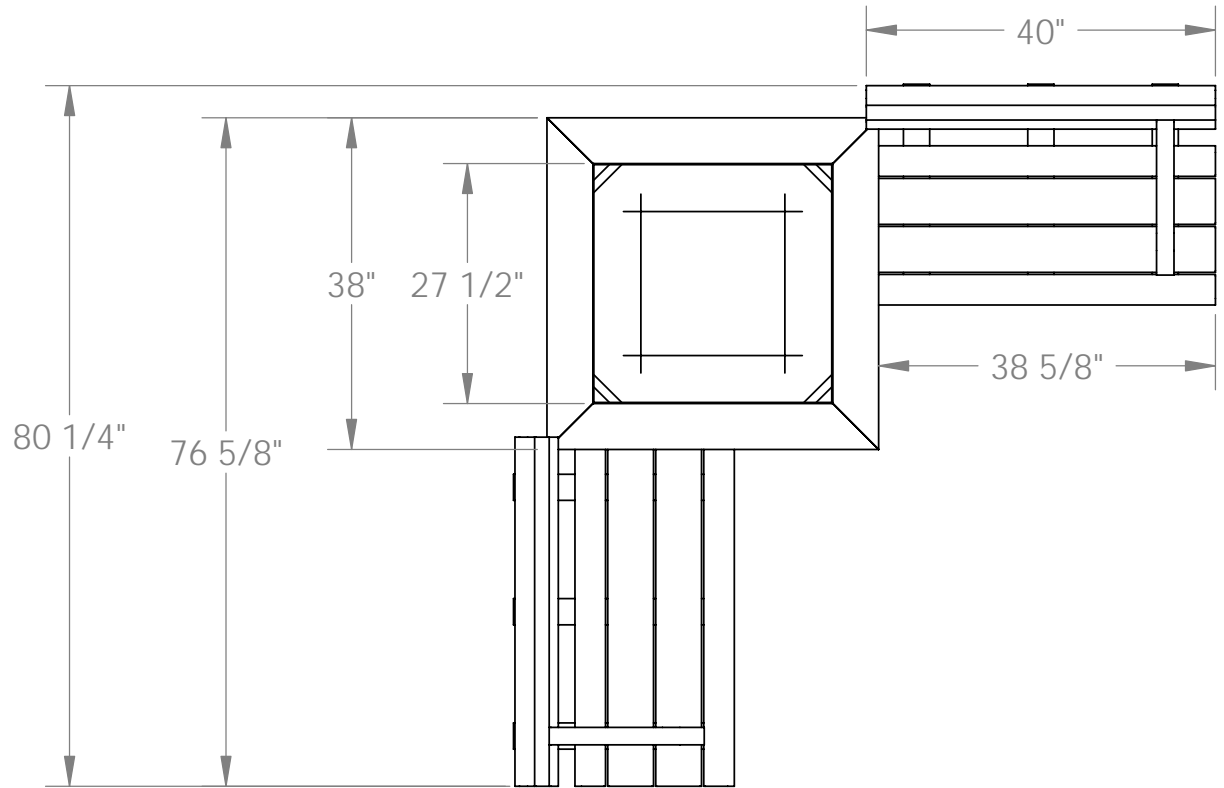
PROPRIETARY AND CONFIDENTIAL
 THE INFORMATION CONTAINED IN THIS DRAWING IS THE SOLE PROPERTY OF WISHBONE SITE FURNISHINGS. ANY REPRODUCTION IN PART OR AS A WHOLE WITHOUT THE WRITTEN PERMISSION OF WISHBONE SITE FURNISHINGS IS PROHIBITED.



	NAME	DATE
DRAWN	SEAN B.	JUNE 1, 2013
CHECKED	JOHN J.	-

DIMENSIONS ARE IN INCHES
 TOLERANCES:
 FRACTIONAL: $\pm 1/16"$
 ANGULAR: $\pm 2^\circ$
 TWO PLACE DECIMAL $\pm .02"$
 THREE PLACE DECIMAL $\pm .005"$

Wishbone Site Furnishings		
BAY VIEW BENCH / PLANTER CORNER COMBO		
SIZE A	DWG. NO. BVB2PC-77	REV. -
SCALE: 1:22	MATERIAL: -	SHEET 1 of 2



PROPRIETARY AND CONFIDENTIAL
 THE INFORMATION CONTAINED IN THIS DRAWING IS THE SOLE PROPERTY OF WISHBONE SITE FURNISHINGS. ANY REPRODUCTION IN PART OR AS A WHOLE WITHOUT THE WRITTEN PERMISSION OF WISHBONE SITE FURNISHINGS IS PROHIBITED.



	NAME	DATE
DRAWN	SEAN B.	JUNE 1, 2013
CHECKED	JOHN J.	-

DIMENSIONS ARE IN INCHES
 TOLERANCES:
 FRACTIONAL: ±1/16"
 ANGULAR: ±2°
 TWO PLACE DECIMAL ±.02"
 THREE PLACE DECIMAL ±.005"

Wishbone Site Furnishings		
BAY VIEW BENCH / PLANTER CORNER COMBO		
SIZE	DWG. NO.	REV.
A	BVB2PC-77	-
SCALE: 1:22	MATERIAL: -	SHEET 2 of 2